


Student Satisfaction Survey Report 2018-19



**M. G. Science Institute,
Ahmedabad**

Contents

A. Objective.....	3
B. Survey Methodology.....	3
C. Participants.....	3
D. Survey Results.....	3
E. Action Plan for Continual Improvement.....	6

A. Objective

The students' satisfaction survey is an important mechanism for M. G. Science Institute to address quality issues at the Institute. The satisfaction of students is utmost priority of the Institute. The survey also takes into account various strategies which are to be implemented for the all-round development of students. This survey is also made mandatory by the Ahmedabad Education Society and it has been an annual at the institute.

B. Survey Methodology

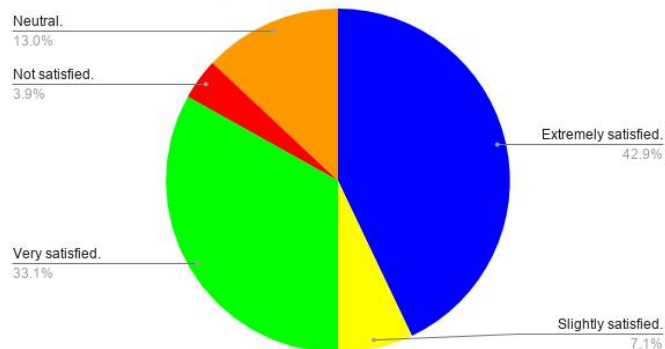
The survey Methodology is based on the randomised sample of students from the first year to the final year BSc students of the Institute. Out of total 2000 students of the., around 500 students have responded to the survey. The survey questions are based on the aspects like various facilities available at the institute and also about the expectations of the students.

C. Participants

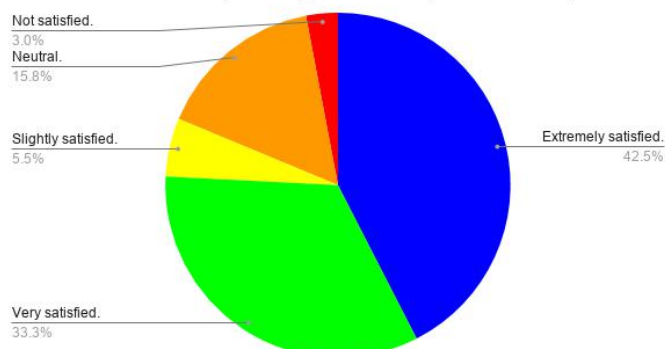
Participants of the survey are the actual stakeholders- students of the Institute. They're from the various departments and various categories of the students. As discussed earlier, around 500 students have responded to the survey.

D. Survey Results

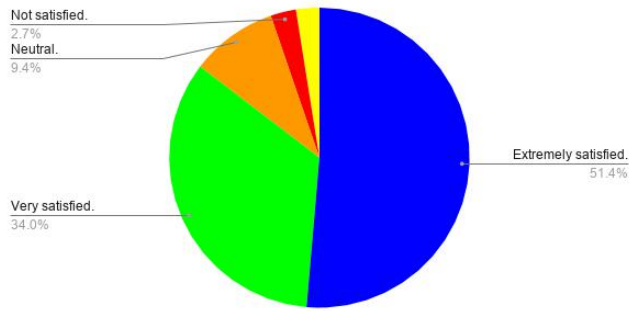
Count of 1.Availability of Institution information on website.



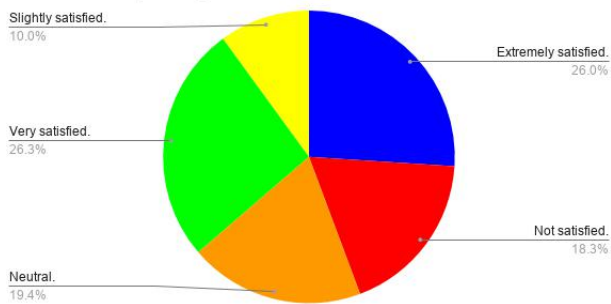
Count of 2.Availability and approachability of the Principal.



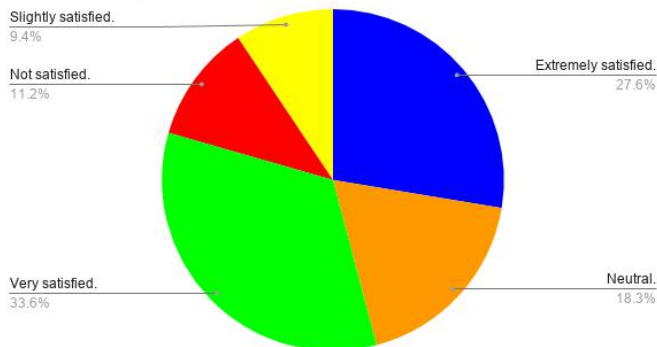
Count of 3.Information about various academic and extra curricular activities.



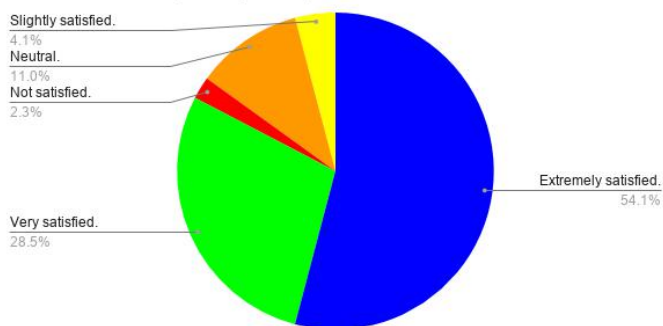
Count of 4.Availability of drinking water and basic necessities like toilet and parking.



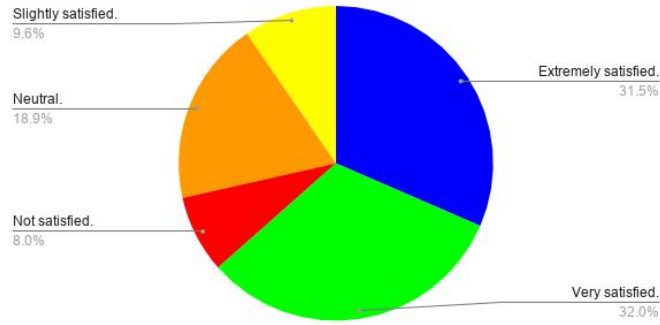
Count of 5.Opinion about Institution's central library.



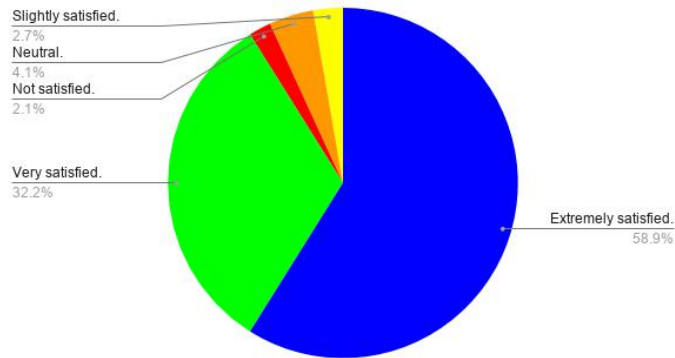
Count of 6.Your opinion about academic activities, sports & cultural activities, NSS, NCC, etc. at the Institution .



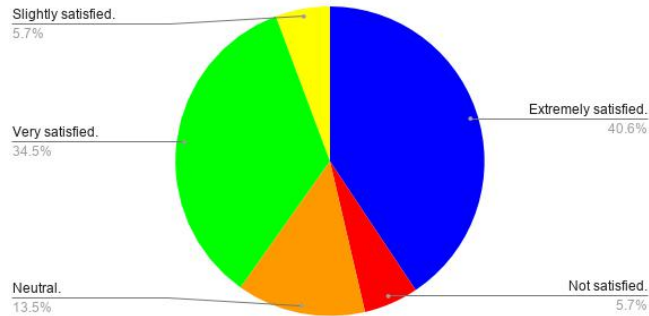
Count of 7. Availability of ICT tools like LCD, Internet, Wi-Fi, etc.



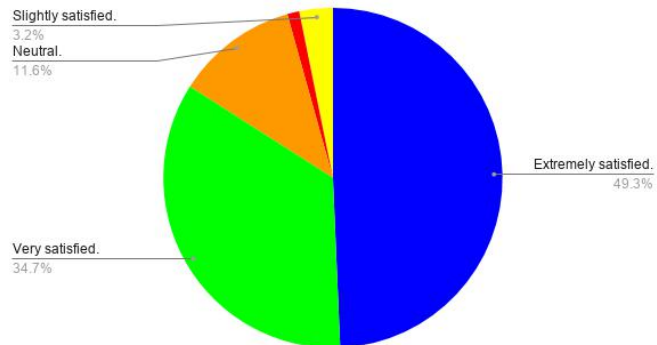
Count of 8. Support of teachers and lab staff.



Count of 9. Cooperation of office-staff in various administrative work.



Count of 10. Your overall opinion about the Institute.



E. Action Plan for Continual Improvement

The institute has extracted some vital information about the overall performance of the Institute. The institute is very much pleased with the survey results as it shows how M.G. Science Institute has successfully implemented strategies to respond to the students' needs and expectations. Majority of students i.e. around 70% has expressed their satisfaction about the availability of institutional information on the website. High number of students are extremely happy with the approachability of the principal. Likewise high percentage of students are extremely satisfied with various facilities at the institute, i.e. library facility, availability of various ICT facilities at the institute.